8 STEPS TO WRITING A GREAT APPLICATION ESSAY + SCHOLARSHIPS 101

HFSV Bridge to STEM | 2026

ONEDEGREEHOTTER.COM



ALEJANDRA ACOSTA

CEO & FOUNDER

I founded One Degree Hotter to help people confidently navigate the college application process.

I've been a college advisor, admissions reader, and higher education expert for a decade.

Now my mission is to help you achieve your dreams.

one degree hotter

BRUIN 100 BUSINESS

SCHOLARSHIPS 101



- It’s a constant search
- Local > National
- Remix your essays
- Use
  - Niche
  - Kollegio
  - Fastweb
  - Individual colleges

one degree hotter

8 STEPS TO WRITING

A GREAT APPLICATION ESSAY

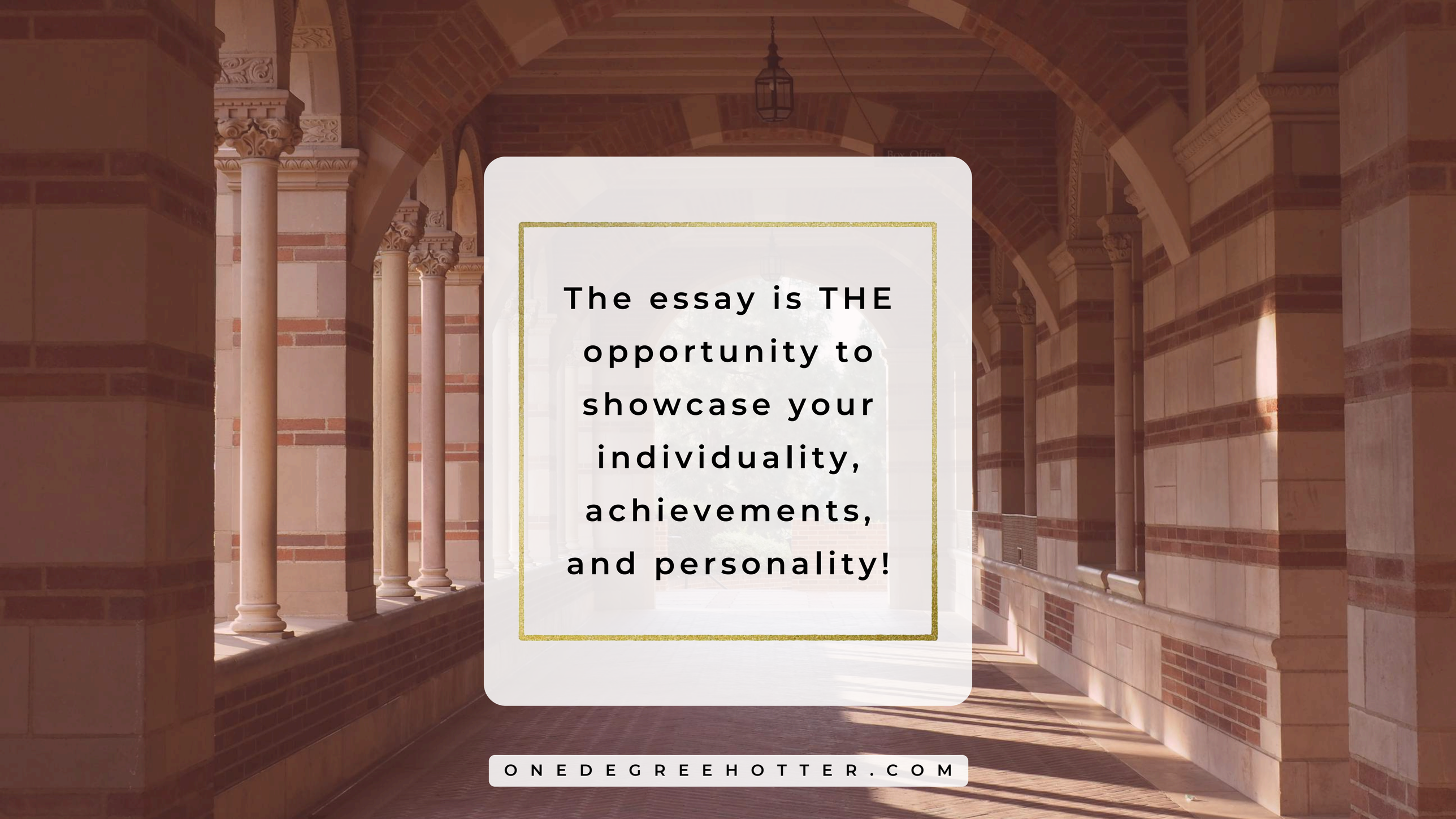
The essay is THE opportunity to showcase your individuality, achievements, and personality!
ONEDEGREEHOTTER.COM

1

BRAINSTORM ABOUT YOURSELF





2

CHOOSE A PROMPT

3

CREATE AN OUTLINE





4

WRITE A FIRST DRAFT



5

EDIT, EDIT, EDIT!

6

ASK FOR HELP





7

FINISHING TOUCHES

8

SUBMIT!



1.BRAINSTORM ABOUT YOURSELF



- Brainstorming helps you identify what to write about
- Make a list of all the things you have done
- Give yourself credit!

2. CHOOSE A PROMPT



- Brainstorm topics for each prompt
- Analyze which ones could be the best to answer.
- There is no right answer!

3. CREATE AN OUTLINE



- Have a beginning middle and end
- Communicate your values, skills, or lessons learned
- Make sure the story makes sense

one degree hotter

4. WRITE A FIRST DRAFT



- You WILL write multiple drafts!
- First draft should be word vomit.
- Do this digitally

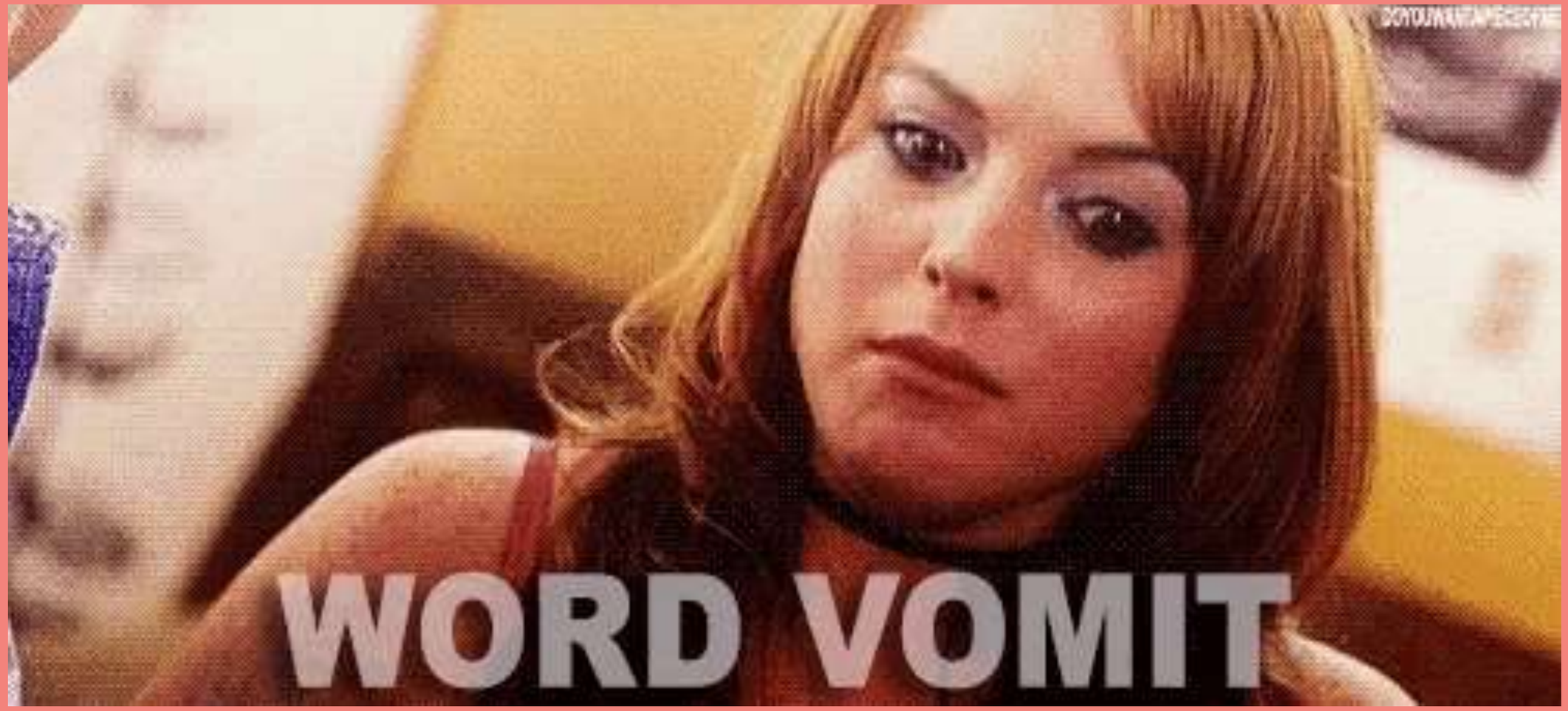
WORD VOMIT

5. EDIT, EDIT, EDIT!



- Write at least 3 drafts total
- First draft: word vomit
- Second draft: make sure the story makes sense
- Third draft: Word count, tone, spelling, word choice, adding color

6. ASK FOR HELP



- Have someone read your essay
- I recommend someone with admissions experience read it
- Take feedback with a grain of salt

7. FINISHING TOUCHES



- Read out loud, slowly, multiple times
- Meet the word count
- You can add a little more personality here!

8. SUBMIT!



- Copy and paste into the application
- Celebrate!!!

LET'S WORK ON AN OUTLINE!

1 Brainstorm about yourself



BRAINSTORMING QUESTIONS

1. What activities do you participate in?
2. What academic subjects do you like?
3. Do you volunteer or work? If so, doing what?
4. Is there a topic you're particularly passionate about?
5. What challenges have you experienced in your life?
6. What are your strengths?
7. What are your values?
8. Are there any life experiences that stand out to you?



2 Choose a prompt

BRAINSTORMING QUESTIONS

1. Describe an example of your leadership experience in which you have positively influenced others, helped resolve disputes or contributed to group efforts over time.

3 Create an outline



1. **Intro:** Speaking Spanish has been normal for me, but when a new student came to school, I stepped up.
2. **Explain situation:** Student didn’t speak English well. I accompanied her through school to help her navigate.
3. **Describe how you overcame challenge:** We would communicate through WhatsApp when I wasn’t around. I also had to learn new words myself.
4. **Values/skills/lessons:** I used my bilingual skills, used new resources, and helped a newcomer get adjusted. I also helped someone during a vulnerable time.
5. **Future plans:** I plan to use my bilingual skills in my career. I also know that I will keep supporting others while in college.

BONUS!

How to Edit Your Essay



1

READ YOUR FIRST DRAFT





2

MAKE IT MAKE SENSE

3

ANSWER THE PROMPT





4

HIGHLIGHT SKILLS & VALUES

5

KEEP THE ESSENTIALS





6

CUT, CUT, CUT!

7

FINAL READ-OUT LOUD





8

SUBMIT!

WANT MORE HELP?



I offer personalized writing services for people writing college application essays.

Let’s work together to write an authentic essay you feel proud of!

FOLLOW ME!

@ONEDEGREEHOTTER_

ONEDEGREEHOTTER.COM



THANK YOU!

one degree hotter